

**Fiscal Year Ending September 30, 2026  
Year-to-Date Activity through March 31, 2026**

# **Quarter Two Financial Report City of Deer Park**



---

**Nicole Ganey**  
Director of Finance



# Q2 Highlights



---

## **80% of General Funds budgeted revenue collected thru March 31st**

Property tax collections are generally the heaviest in December and January. The City has collected 96.09% of the 2025 levied property taxes, and 98.85% of what was budgeted.

---

## **102% of the Industrial District payments have been received**

Industrial District collections have exceeded our budget estimations by approximately \$255k.

---

## **Expenditures are on target**

General Fund has realized 42.84% of it's budgeted expenditures by March 31<sup>st</sup> with another 12.46% encumbered for future purchases.



# Property Taxes

## (Ad Valorem + Industrial)

\$45.6M collected YTD thru March 31, 2026

---

**\$28,892,322**

First Quarter

---

Collections for industrial agreements are highest in December as they are due by December 31st. 102% of budgeted industrial district revenue was been collected and 99.86% of the billed balace through March 31st for FYE 2026.

---

**\$12,106,706**

January

---

The second quarter's ad valorem tax collections similarly mirrored the first quarter, collecting \$14,585,955 and \$16,667,342 respectively. This includes both current and delinquent tax collections.

---

**\$3,944,926**

February

---

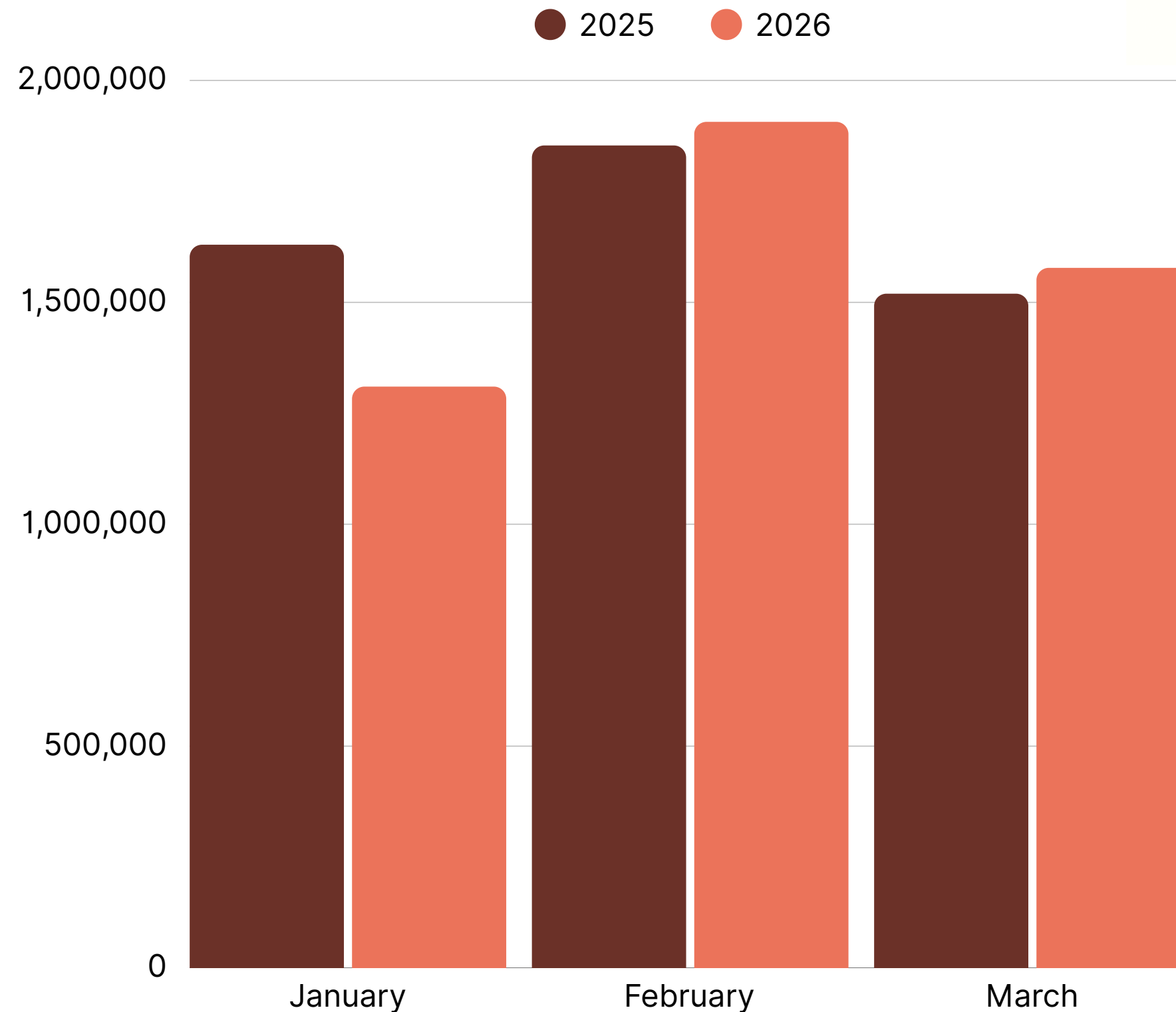
Collections began slowing down in February and March, as is consistent with historical trends. March's collections were \$684,357.

# Sales Tax

Q2 2026 vs. Q2 2025

Total collections for Q2 2026 declined from Q2 2025's collections by \$208K, or 4.16%.

Year-to-date sales taxes for FY 2026 are tending slightly lower than FY 2025's collections by less than 1% with total collections trailing last year by \$54K.





# Enterprise Funds

Revenues and Expenditures Through March 31

## Water and Sewer Fund

---

**\$7,030,880**

in revenue equaling **44%**  
of budget.

---

**\$10,008,853**

in expenditures equaling  
**59%** of budget.

---

## Storm Water Fund

---

**\$193,529**

in revenue equaling **38%** of  
budget.

---

**\$273,296**

in expenditures equaling  
**48%** of budget.

---

## DAC Fund

---

**\$345,217**

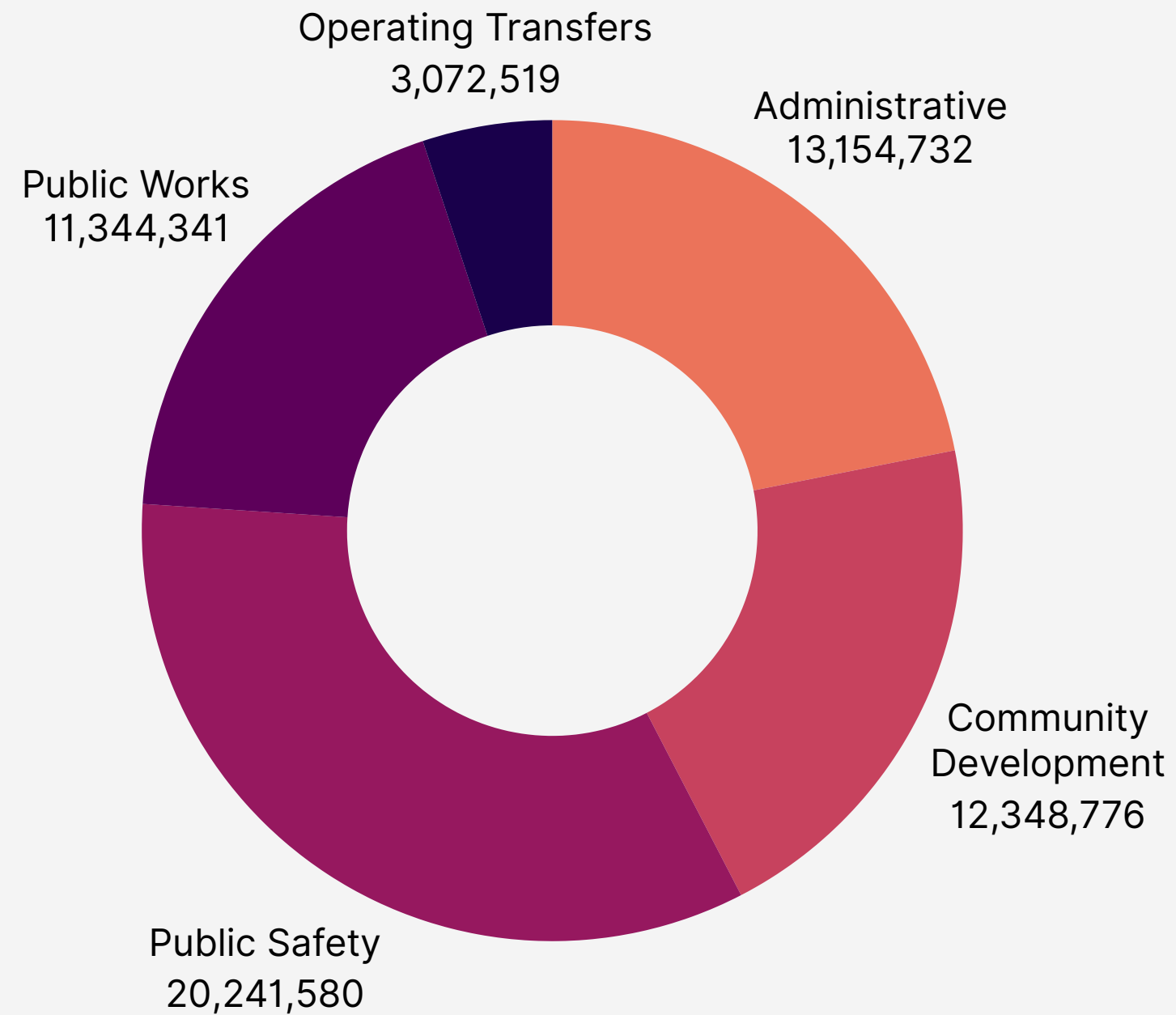
in revenue equaling **33%** of  
budget.

---

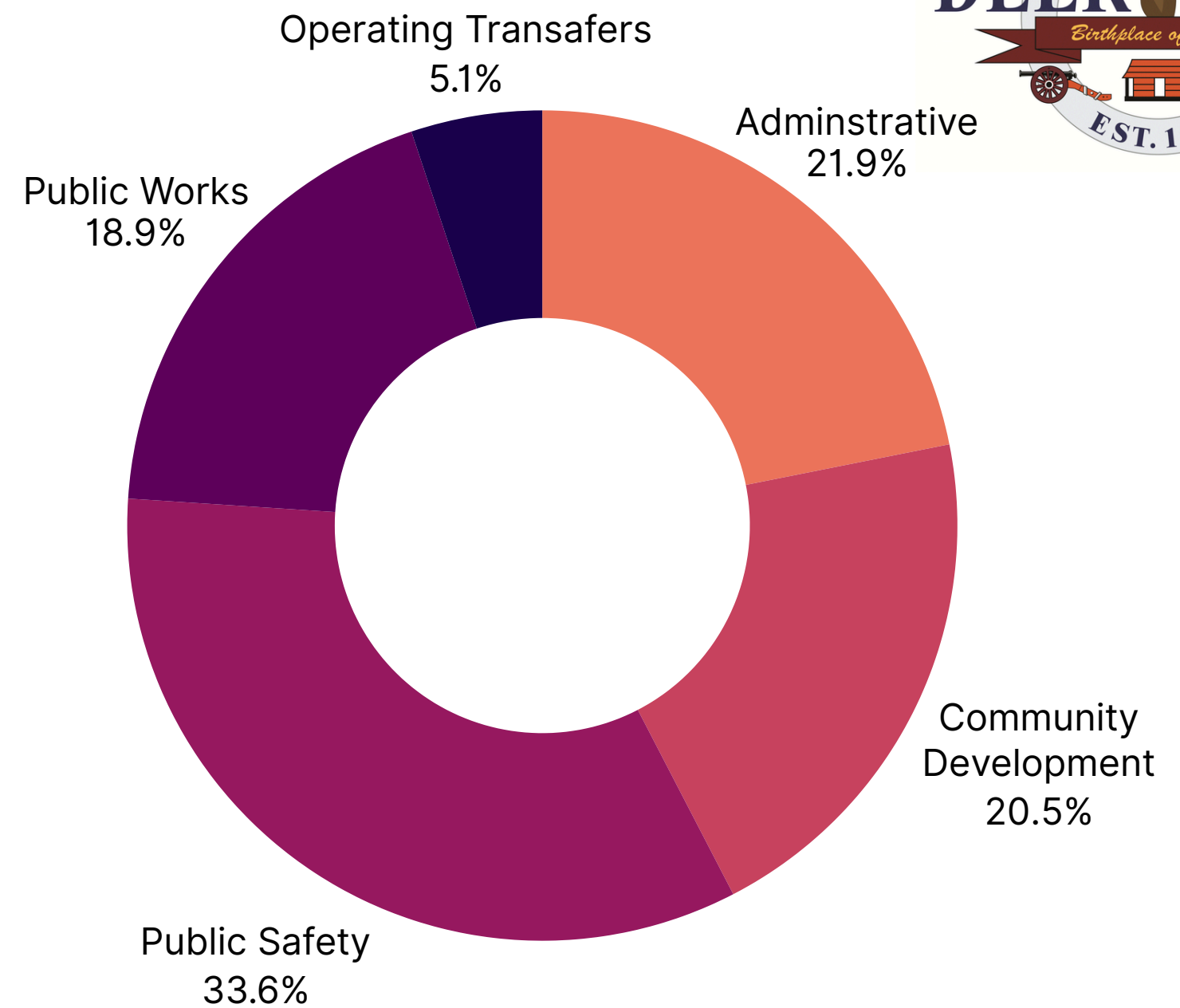
**\$1,131,085**

in expenditures equaling  
**53%** of budget.

---



**\$60,161,948**  
**General Fund Expenditures**  
(Budgeted)



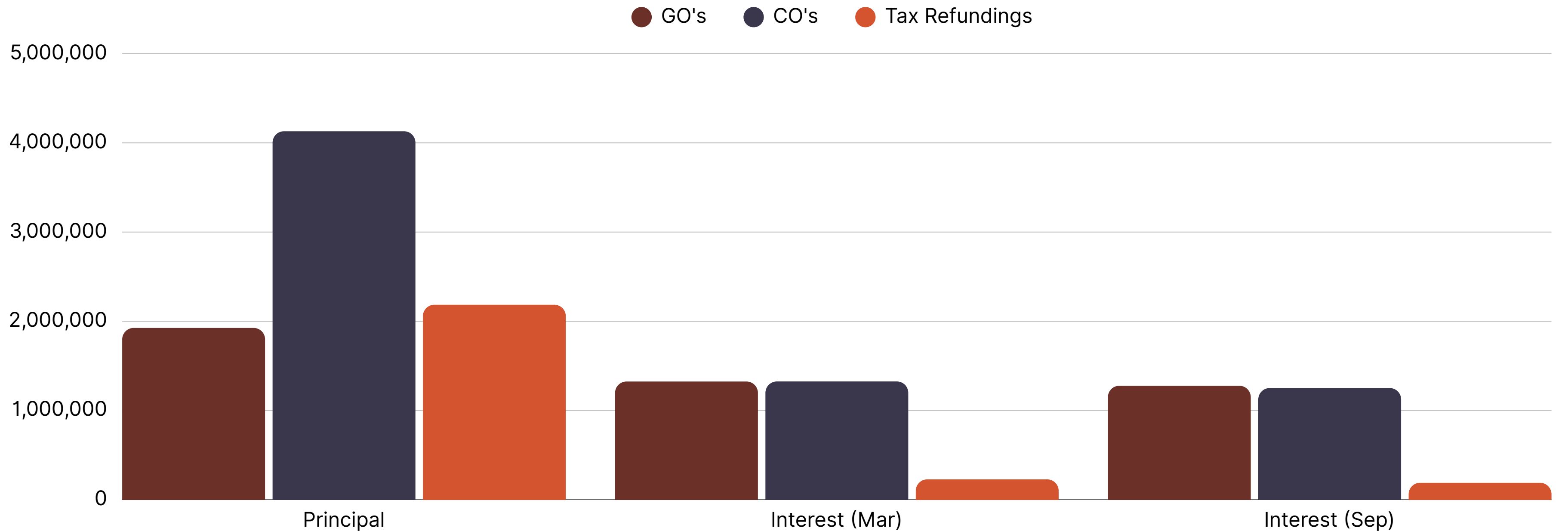
**\$54,169,118 (90%)**  
**General Fund Reserves**  
(329 Days)

# Debt

## Payments for 2026

Total principal debt outstanding as of October 1, 2025 is \$139,225,000.

Principal payments are paid each March, and interest is paid in March and September. Total principal payments this year, between Debt Service and Water Sewer Fund, total \$8.24M, with interest totaling \$5.59M.



# Questions?

Contact me anytime!



---

Phone Number

281-478-7225

---

Office

Second floor, across from  
City Management wing

---

Email Address

nganey@deerparktx.org

