

Fiscal Year Ending September 30, 2025
Year-to-Date Activity through June 30, 2025

Quarter Three Financial Report

City of Deer Park



Nicole Ganey
Director of Finance



Q3 Highlights



96% of General Funds budgeted revenue collected thru June 30th

Positive trends in industrial district payments, sales taxes, court fines, and investment revenue have contributed to the City reaching 96% of its budgeted revenue by Q3.

Investment revenue remains strong

The City has received 99% of its total budgeted investment revenue in the General Fund with 3 months of worth of earnings still to be recorded.

Quarter Total Citywide = \$1,772,711

Year-to-date Total Citywide = \$5,465,579

Expenditures are on target

Actual expenditures and encumbrances are on target for the General Fund for this time of the year at 73.69% used. It is expected for departments to have used 75% of their budget by June 30th.



Property Taxes

(Ad Valorem + Industrial)

\$45.6M collected YTD thru June 30, 2025

\$29,140,273

First Quarter

Collections for industrial agreements are highest in December. 104.24% of budgeted industrial district revenue was collected through June 30th for FYE 2025.

\$15,802,504

Second Quarter

The second quarter's ad valorem tax collections similarly mirrored the first quarter, collecting \$15,590,533 and \$14,461,521, respectively. This includes both current and delinquent tax collections.

\$681,310

Third Quarter

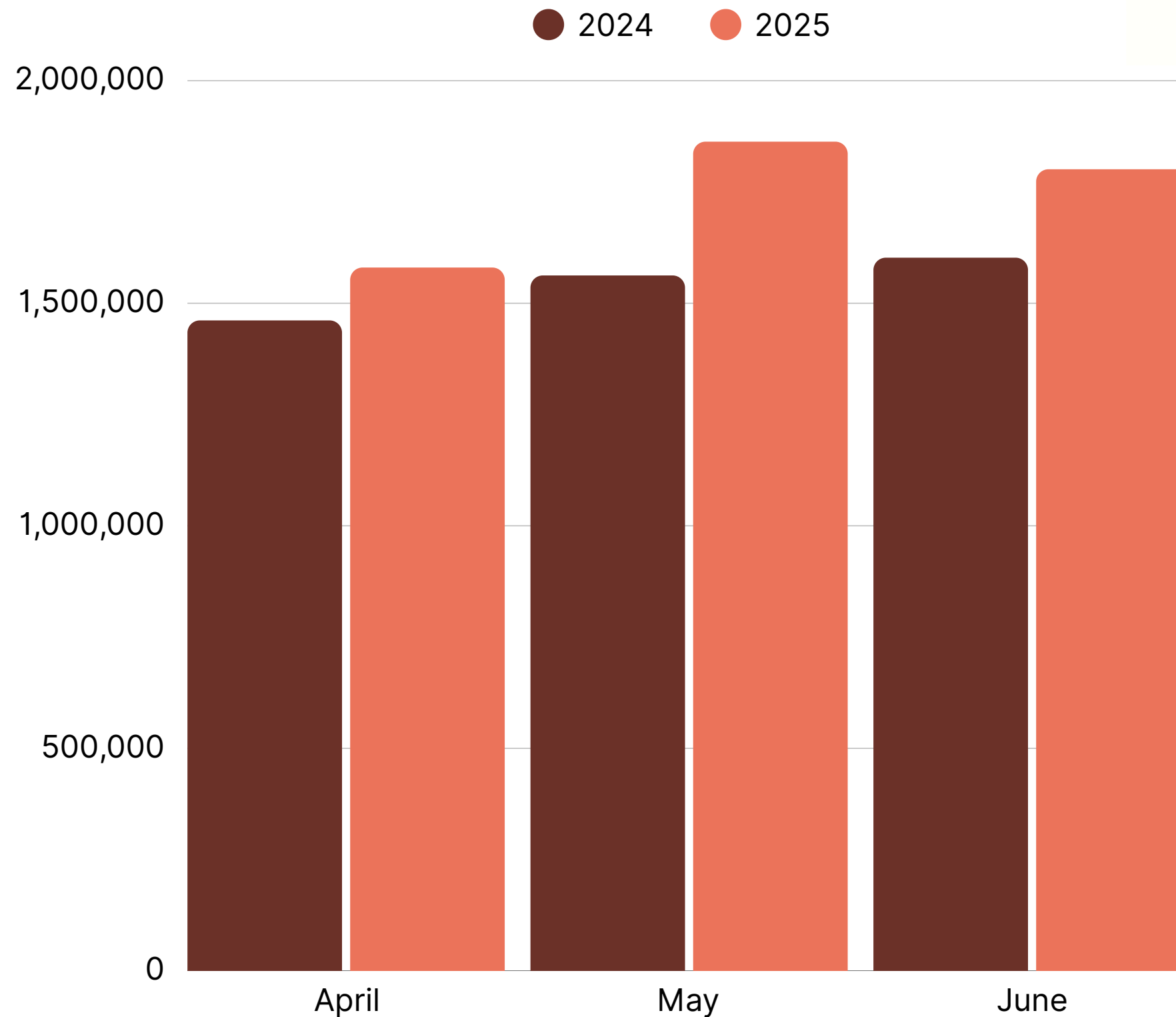
Q3 resulted in a 99.82% collection rate for industrial agreements and a 97.52% collection rate for ad valorem.

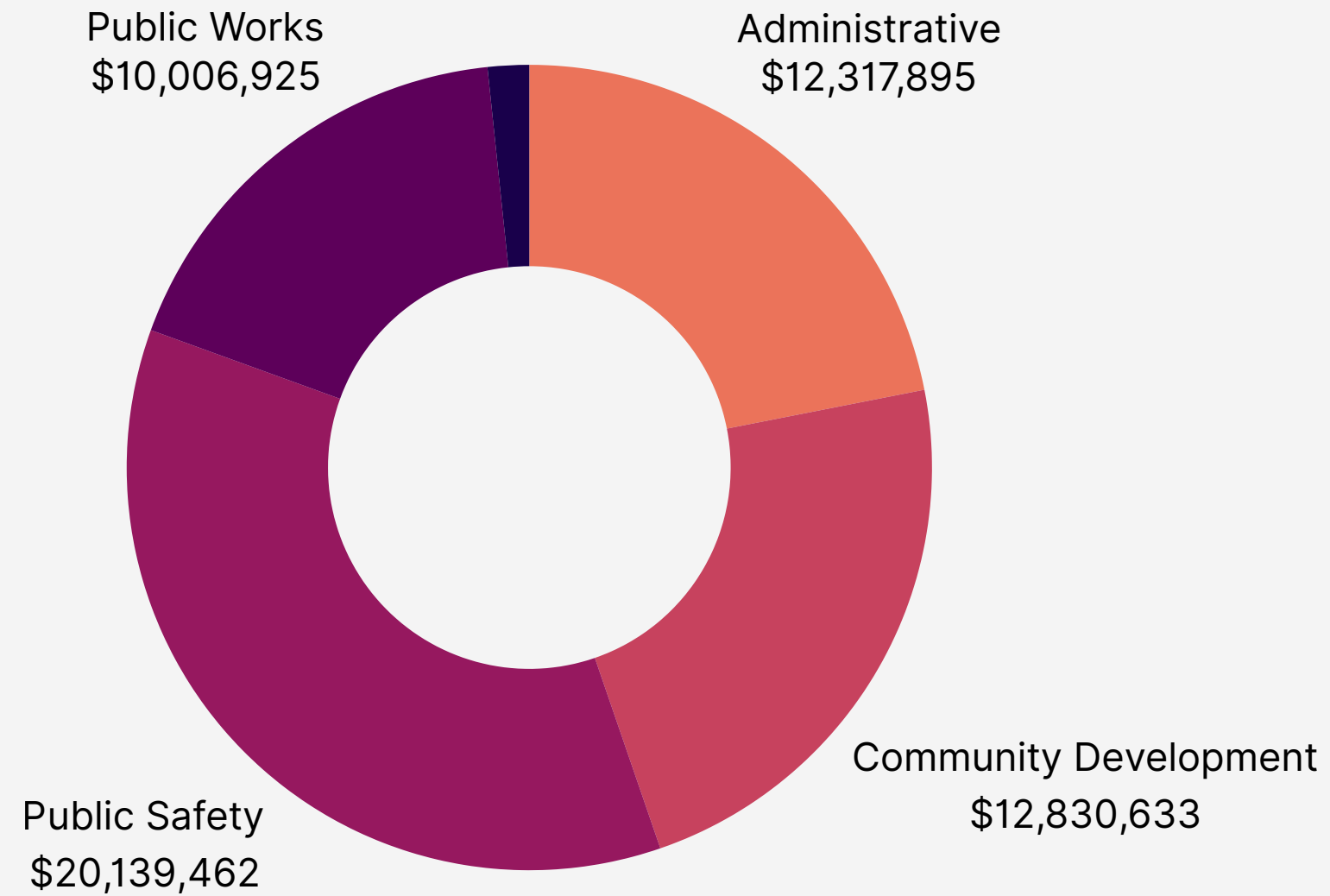

Sales Tax

Q3 2025 vs. Q3 2024

Total collections for Q3 2025 rose from Q3 2024's collections by \$618K or 13.36%.

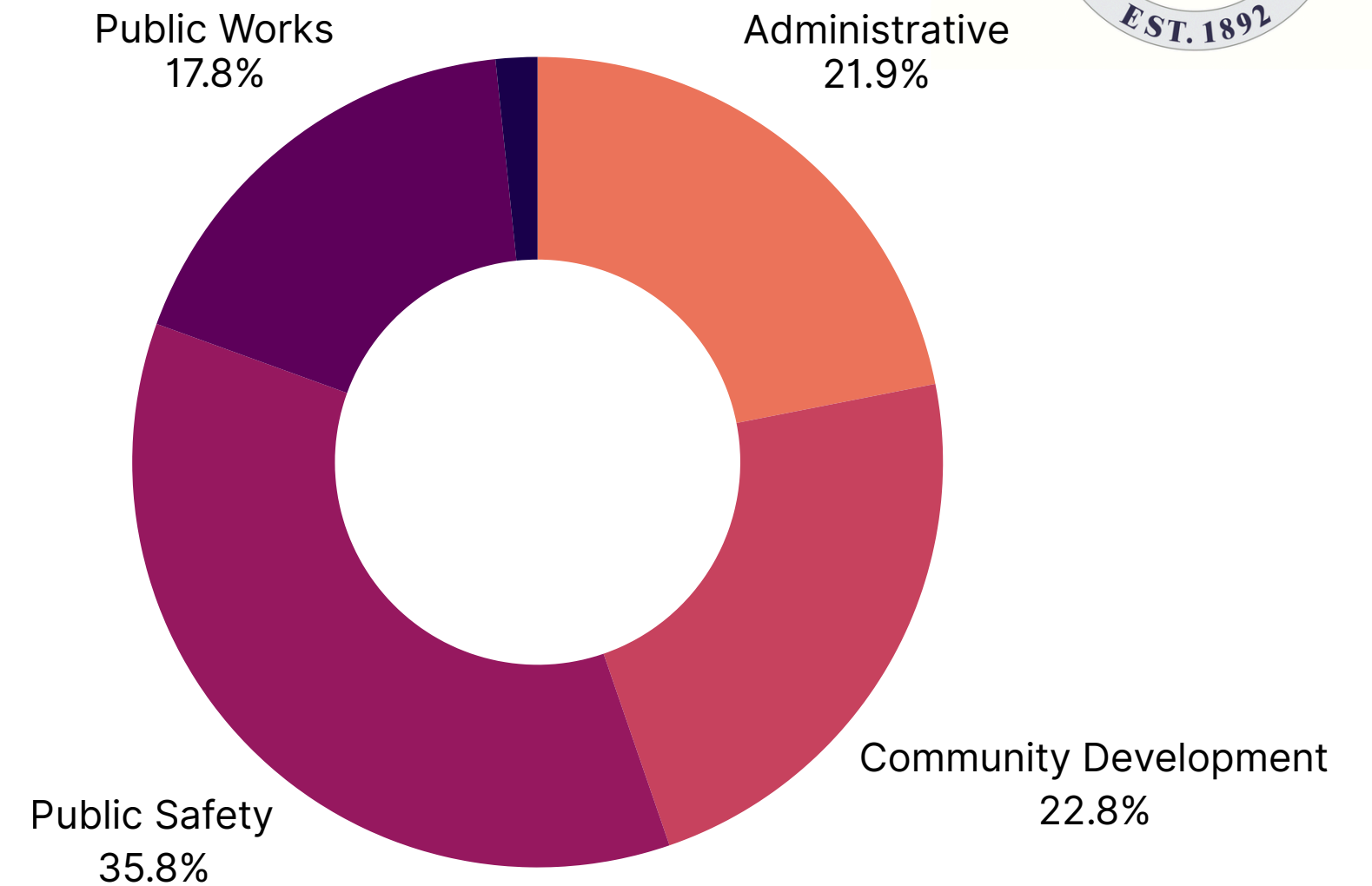
Sales taxes for FY 2025 are tending higher than FY 2024's collections year-to-date by 13.59% with \$1.43MM more collected.





\$56,228,700

General Fund Expenditures
(Budgeted)



\$52,596,970 (94%)

General Fund Reserves
(341 Days)

Enterprise Funds

Revenues and Expenditures Through June 30th



Water and Sewer Fund

\$10,537,098

in revenue equaling **67%** of
budget.

\$13,106,284

in expenditures equaling
72% of budget.

Storm Water Fund

\$311,128

in revenue equaling **68%** of
budget.

\$239,432

in expenditures equaling
23% of budget.

DAC Fund

\$0

in revenue equaling **0%** of
budget.

\$67,376

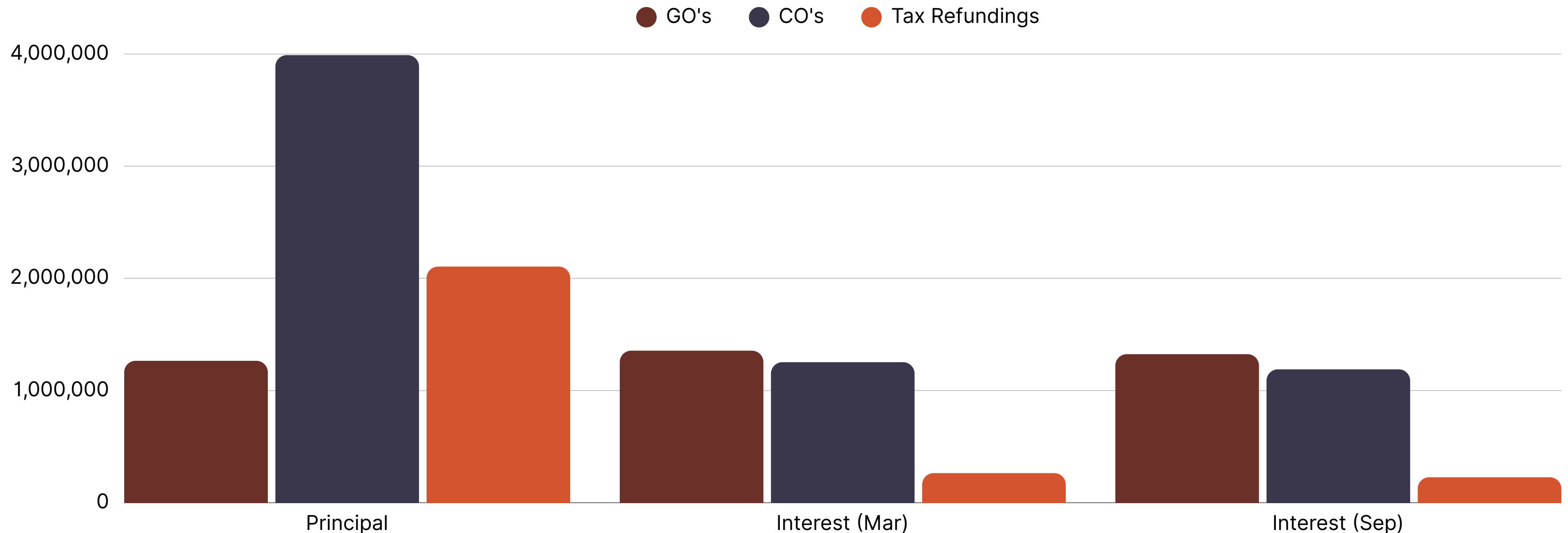
in expenditures equaling
13% of budget.

Debt

Payments for 2025

Total principal debt outstanding as of October 1, 2024 is \$140,630,000.

Principal payments are paid each March, and interest is paid in March and September. Total principal payments this year, between Debt Service and Water Sewer Fund, total \$7.36M, with interest totaling \$5.61M.



Questions?

Contact me anytime!



Phone Number

281-478-7225

Office

Second floor, across from
City Management wing

Email Address

nganey@deerparktx.org

