



Sherry Garrison, Council Position 1
Thane Harrison, Council Position 2
Tommy Ginn, Council Position 3

Bill Patterson, Council Position 4
Ron Martin, Council Position 5
Rae A. Sinor, Council Position 6

James Stokes, City Manager
Gary Jackson, Assistant City Manager

Jerry Mouton Jr., Mayor

Sandra Watkins TRMC, CMC City Secretary
Jim Fox, City Attorney

CALL TO ORDER

1. Executive Session - By authority of Article 6252-17 (Section 3-e,f, and g) V.A.T.S., and the Open Meetings Act, the Council may adjourn to an Executive Session related to the following item(s): [EXS 16-008](#)
 - a. Discuss Potential Economic Development Incentives to a Business Prospect (Section 551.087).
Recommended Action: Discussion only during executive session.
Department: City Manager's Office
2. Presentation and discussion of issues relating to a schedule of events for the sale of Certificates of Obligation. [PRE 16-056](#)
Recommended Action: Presentation and discussion only during workshop.
Department: City Manager's Office and Finance
Attachments: [2017 CO - Schedule of Events 12-06-16](#)
3. Presentation of the renovations of playground equipment at Nedith Park. [PRE 16-052](#)
Recommended Action: Presentation and discussion only.
Department: Parks & Recreation
4. Discussion of items related to the widening of Harris County Flood Control District Channel B-112-00. [DIS 16-175](#)
Recommended Action: For discussion. Action Item on council agenda.
Attachments: [REVISED PROPOSAL B112-02 RIGHT OF WAY B112 \(00000003\)](#)
5. Discussion on authorizing the purchase of one (1) 2017 Frazer remount ambulance. [DIS 16-172](#)
Recommended Action: Discussion only during Council Workshop.
Attachments: [Deer Park Remount Quote 63B.pdf](#)

The Mission of the City of Deer Park is to deliver exemplary municipal services that provide the community a high quality of life consistent with our history, culture and unique character.

6. Discussion of issues relating to Wynfield Estates Homeowners Association's request to install new signage in Wynfield Estates Subdivision.

[DIS 16-173](#)

Recommended Action: Discussion only in Workshop.

Department: City Manager's Office

Attachments: [Bravo Heavy Duty Sign Post - Mel Northey](#)
[Bravo Heavy Duty Sign Post 2 - Mel Northey](#)
[Bravo Heavy Duty Sign Post 3 - Mel Northey](#)
[Bravo Heavy Duty Sign Post 4- Mel Northey](#)
[FaxQuoteCustomer](#)

ADJOURN

Shannon Bennett, TRMC
Acting City Secretary

Posted on Bulletin Board
December 2, 2016

City Hall is wheelchair accessible and accessible parking spaces are available. Requests for accommodations or interpretive services must be made 72 hours prior to any meeting. Please contact the City Secretary's office at 281.478.7248 for further information.

The Mission of the City of Deer Park is to deliver exemplary municipal services that provide the community a high quality of life consistent with our history, culture and unique character.



Legislation Details (With Text)

File #: EXS 16-008 **Version:** 1 **Name:**

Type: Executive Session **Status:** Agenda Ready

File created: 11/29/2016 **In control:** City Council Workshop

On agenda: 12/6/2016 **Final action:**

Title: Executive Session - By authority of Article 6252-17 (Section 3-e,f, and g) V.A.T.S., and the Open Meetings Act, the Council may adjourn to an Executive Session related to the following item(s):

a. Discuss Potential Economic Development Incentives to a Business Prospect (Section 551.087).

Sponsors: City Manager's Office

Indexes:

Code sections:

Attachments:

Date	Ver.	Action By	Action	Result
12/6/2016	1	City Council Workshop		

Executive Session - By authority of Article 6252-17 (Section 3-e,f, and g) V.A.T.S., and the Open Meetings Act, the Council may adjourn to an Executive Session related to the following item(s):

a. Discuss Potential Economic Development Incentives to a Business Prospect (Section 551.087).

Summary:

By authority of Article 6252-17 (Section 3 - e, f, and g) V.A.T.S., and the Open Meetings Act, it is recommended that the Council adjourn to an executive session to discuss potential economic development incentives to a business prospect pursuant to Section 551.087.

Fiscal/Budgetary Impact:

Unknown at this time.

Discussion only during executive session.



Legislation Details (With Text)

File #: PRE 16-056 **Version:** 1 **Name:**
Type: Presentation **Status:** Agenda Ready
File created: 11/18/2016 **In control:** City Council Workshop
On agenda: 12/6/2016 **Final action:**
Title: Presentation and discussion of issues relating to a schedule of events for the sale of Certificates of Obligation.
Sponsors: City Manager's Office, Finance
Indexes:
Code sections:
Attachments: [2017 CO - Schedule of Events 12-06-16](#)

Date	Ver.	Action By	Action	Result
12/6/2016	1	City Council Workshop		

Presentation and discussion of issues relating to a schedule of events for the sale of Certificates of Obligation.

Summary: As proposed in the FY 2016-2017 Budget, the City intends to issue \$2,700,000 of Certificates of Obligation for the construction of parks and recreation projects, specifically the renovation of the girls' softball facilities at the Youth Sports Complex. This is one of the Type B projects approved by the voters on May 9, 2015. In accordance with the agreement between the City and the Deer Park Community Development Corporation ("Corporation"), funding of the debt service payments and associated issuance costs for these certificates will be from the dedicated 0.50% sales and use tax revenues of the Corporation. The FY 2016-2017 Budget of the Corporation includes \$63,000 for the annual debt service payments and \$23,500 for the paying agent fees and issuance costs associated with this debt.

At the October 24, 2016 meeting of the Board of Directors of the Corporation, the Board approved a recommendation that the City Council approve a Notice of Intention to issue certificates of obligation for the construction of these improvements.

The City's Financial Advisor, John Robuck, from BOK Financial Securities, Inc., and the City's Bond Counsel, Jonathan Frels, from Bracewell LLP, will be in attendance at the meeting to present a tentative schedule of events and to answer any questions related to this planned debt issuance.

Fiscal/Budgetary Impact: Payment of the debt service and issuance costs related to these certificates will be funded by sales tax revenues of the Deer Park Community Development Corporation.

Presentation and discussion only during workshop.

DEER★PARK

Birthplace of Texas®

City of Deer Park and Deer Park Community Development Corporation

Schedule of Events Presentation

\$2,700,000 Certificates of Obligation, Series 2017

December 6, 2016

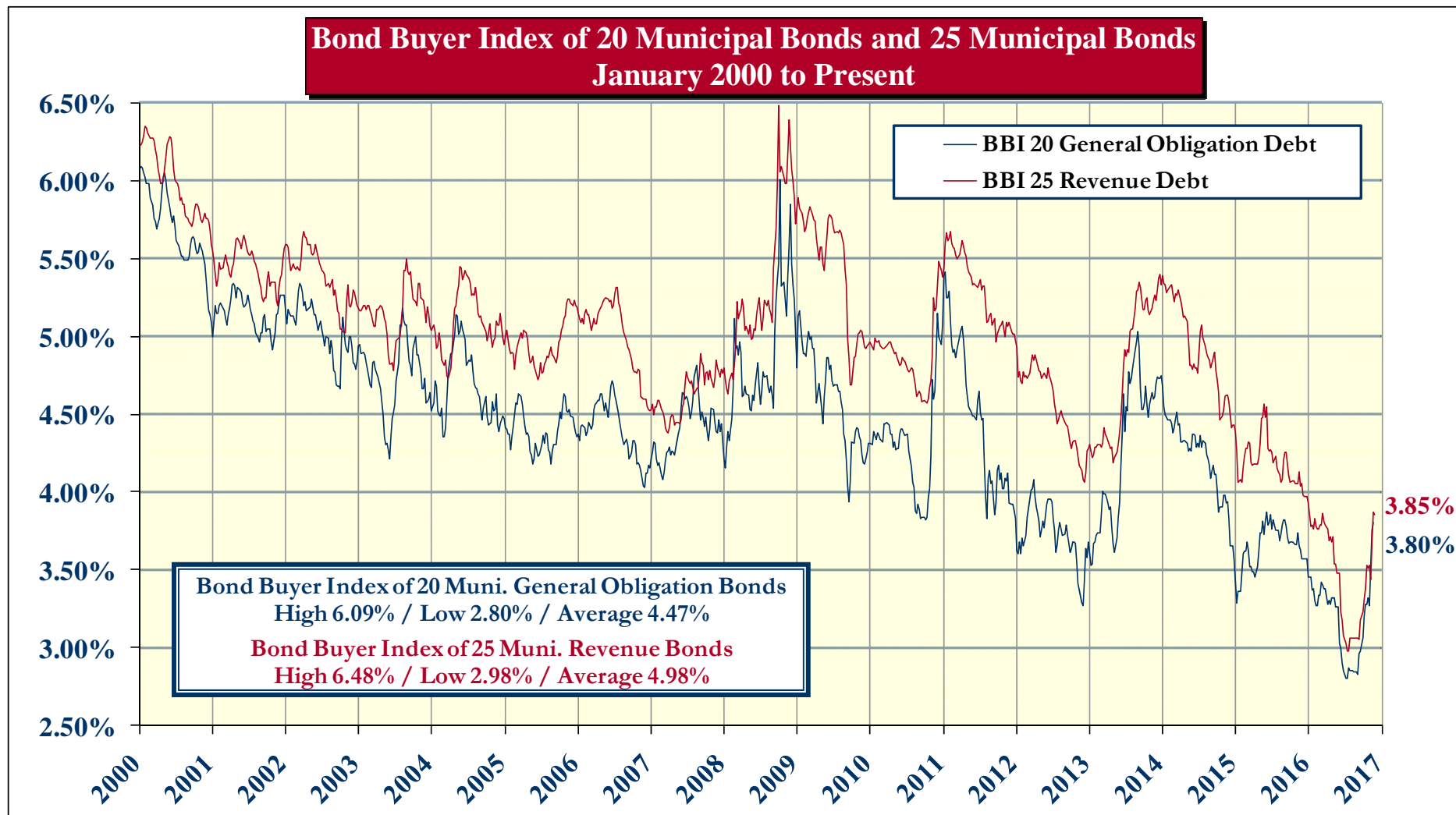


Broker/Dealer Services and Securities offered by BOSC, Inc., an SEC registered investment adviser, a registered broker/dealer, member FINRA/SIPC. SEC registration does not imply a certain level of skill or training. Insurance offered by BOSC Agency, Inc., an affiliated agency. Investments and insurance are not insured by FDIC, are not deposits or other obligations of, and are not guaranteed by, any bank or bank affiliate. Investments are subject to risks, including possible loss of principal amount invested.



Deer Park Community Development Corporation

Current Market Conditions



The BBI 20 is published every Thursday. The rate consists of general obligation bonds maturing in 20 years with an average rating equivalent to Moody's "Aa2" and S&P's "AA." The BBI 25 is also published every Thursday. The rate consists of revenue bonds maturing in 30 years with an average rating equivalent to Moody's "A1" and S&P's "A+".



Deer Park Community Development Corporation

Estimated Debt Service Requirements

Deer Park Community Development Corporation Actual Series 2016 and Proposed Series 2017 and Series 2018 Bond Issue

Issued By City of Deer Park, Texas

Year Ending 9/30	Total Sales Tax Collections (a)	Coverage Requirement 0%	Existing Debt Requirements	Series 2017 Bonds		Series 2018 Bonds		Total Debt Requirements	Less: Pay as you Go Program	Remaining Funds
				Principal (b)	Interest (c)	Principal (d)	Interest (e)			
2016	\$2,300,000	\$2,300,000	\$87,231					\$87,231	\$1,550,000	\$662,769
2017	2,300,000	2,300,000	2,154,196		\$63,000			2,217,196	50,000	32,804
2018	2,300,000	2,300,000	1,883,986		101,250		\$185,738	2,170,974	50,000	79,027
2019	2,300,000	2,300,000	749,548	\$345,000	94,781	\$730,000	246,825	2,166,155	50,000	83,846
2020	2,300,000	2,300,000	753,856	355,000	81,656	760,000	213,300	2,163,812	50,000	86,188
2021	2,300,000	2,300,000	752,964	370,000	68,063	795,000	178,313	2,164,339	50,000	85,661
2022	2,300,000	2,300,000	751,914	385,000	53,906	830,000	141,750	2,162,570	50,000	87,430
2023	2,300,000	2,300,000	750,704	400,000	39,188	870,000	103,500	2,163,392	50,000	86,609
2024	2,300,000	2,300,000	754,296	415,000	23,906	910,000	63,450	2,166,652	50,000	83,348
2025	2,300,000	2,300,000	752,689	430,000	8,063	955,000	21,488	2,167,239	50,000	82,761
2026	2,300,000	2,300,000	750,923					750,923		1,549,077
			10,142,306	2,700,000	533,813	5,850,000	1,154,363	20,380,481	2,000,000	2,919,519

(a) Estimated sales tax collections of \$2,300,000.

(b) Generates \$2,700,000 in proceeds to the DPCDC. Sold and Delivered in February 2017.

(c) Interest estimated at 3.75% for illustrative purposes only.

(d) Generates \$5,850,000 in proceeds to the DPCDC. Sold and Delivered in January 2018.

(e) Interest estimated at 4.50% for illustrative purposes only.



Deer Park Community Development Corporation

Tentative Schedule of Events

October - 2016						
S	M	T	W	T	F	S
						1
2	3	4	5	6	7	8
9	10	11	12	13	14	15
16	17	18	19	20	21	22
23	24	25	26	27	28	29
30	31					

November - 2016						
S	M	T	W	T	F	S
		1	2	3	4	5
6	7	8	9	10	11	12
13	14	15	16	17	18	19
20	21	22	23	24	25	26
27	28	29	30			

December - 2016						
S	M	T	W	T	F	S
				1	2	3
4	5	6	7	8	9	10
11	12	13	14	15	16	17
18	19	20	21	22	23	24
25	26	27	28	29	30	31

January - 2017						
S	M	T	W	T	F	S
1	2	3	4	5	6	7
8	9	10	11	12	13	14
15	16	17	18	19	20	21
22	23	24	25	26	27	28
29	30	31				

February - 2017						
S	M	T	W	T	F	S
			1	2	3	4
5	6	7	8	9	10	11
12	13	14	15	16	17	18
19	20	21	22	23	24	25
26	27	28				

Date
Monday, October 24th

Tuesday, December 6th

Thursday, December 15th

Thursday, December 22nd

Tuesday, December 27th

Tuesday, January 3rd

Tuesday, January 17th

Tuesday, February 14th

\$2,700,000* Certificates of Obligation, Series 2017

Action
CDC Board to Review Finance Plan, and Approve Recommendation for City Council to Approve Notice of Intent to Issue Certificates of Obligation (CO's)

City Council to Approve Notice of Intent to Issue Certificates of Obligation

Publish First Notice of Intent to Issue CO's

Publish Second Notice

Prepare Private Placement Bid Form / Term Sheet

Distribute Private Placement Bid Form / Term Sheet

Private Placement Bids Due

CO Sale: CDC Board and City Council to Approve

Bond Closing / Funding

Role
BOKFS, CDC, BC

BOKFS, City, BC

City

City

BOKFS, BC

BOKFS, City, BC

BOKFS, BC CDC, City

BOKFS, BC, CDC, City

PARTICIPANTS

City – City of Deer Park

CDC – Deer Park CDC

BOKFS – BOK Financial Securities, Inc.

BC – Bracewell LLP

* Preliminary, subject to change.





Legislation Details (With Text)

File #: PRE 16-052 **Version:** 1 **Name:**
Type: Presentation **Status:** Agenda Ready
File created: 10/12/2016 **In control:** City Council Workshop
On agenda: 12/6/2016 **Final action:**
Title: Presentation of the renovations of playground equipment at Nedith Park.
Sponsors: Parks & Recreation
Indexes:
Code sections:
Attachments:

Date	Ver.	Action By	Action	Result
12/6/2016	1	City Council Workshop		

Presentation of the renovations of playground equipment at Nedith Park.

Summary:

On August 11, 2016, the Parks and Recreation Department purchased playground equipment to renovate Nedith Park. On October 24th construction began for the new playground with construction coming to completion in November 30th. During the workshop, a brief presentation will be shown visualizing the progress of the new playground being constructed.

Please make plans to attend the Nedith Park Playground Dedication prior to the Workshop at 5pm. The Parks and Recreation Department will be hosting the dedication ceremony.

Fiscal/Budgetary Impact:

None.

Presentation and discussion only.



Legislation Details (With Text)

File #: DIS 16-175 **Version:** 1 **Name:**
Type: Discussion **Status:** Agenda Ready
File created: 11/30/2016 **In control:** City Council Workshop
On agenda: 12/6/2016 **Final action:**
Title: Discussion of items related to the widening of Harris County Flood Control District Channel B-112-00.
Sponsors:
Indexes:
Code sections:
Attachments: [REVISED PROPOSAL B112-02 RIGHT OF WAY B112 \(00000003\)](#)

Date	Ver.	Action By	Action	Result
12/6/2016	1	City Council Workshop		

Discussion of items related to the widening of Harris County Flood Control District Channel B-112-00.

Summary:

In 2007 the city issued General Obligation Bonds and Certificates of Obligation infrastructure projects including drainage. Due to over 10-inches of rain received during Tropical Storm Erin in August 2007 staff began to identify flood prone areas throughout the city based on FEMA repetitive losses and local structural losses. In 2010 an additional \$8 million in Certificates of Obligation were sold for drainage projects. Council selected the Patrick's Bayou Detention project as the top project and reserved bonds funds for the project. In addition to the bond funds, in April 2009 the city submitted an application for a Hazard Mitigation Grant (HMGP) for additional funding for the project. In order to qualify for the FEMA grant the city also constructed offsite drainage projects to achieve a required Benefit Cost Analysis (BCA). Design and construction of these projects was paid for out of the bond funds. There is approximately \$2.5 million remaining out of the 2010 issue.

Another project identified by council was the Harris County Flood Control District Ditch B-112-00, that is east of and parallel to East Blvd (see attached). In 2007 a preliminary drainage study was prepared that identified five obstructions/restrictions that need to be addressed to lower the water surface elevation in the channel. Four of the five obstructions/restrictions have been completed by the city. The final recommended improvement will require changing the cross section of the channel. Staff has met with Harris County Flood Control District (HCFCD) on a couple of occasions to discuss the project, the most recent being November 10, 2016. HCFCD indicated that they had no identified funding available but were supportive of the project if the city had funding. The first step to determining project cost is to determine how much right-of-way there is to work in and if additional is required for the ultimate cross section. Aborleaf Engineering & Surveying, Inc. has submitted a proposal for title and ownership research for council consideration.

Fiscal/Budgetary Impact:

\$2.5 million out of 2010 bond issue

For discussion. Action Item on council agenda.



**ARBORLEAF ENGINEERING
& SURVEYING, INC.**

990 Village Square Drive, Suite P
Tomball, TX 77375
281-655-0634

November 29, 2016

Mr. Bill Pedersen, PE
City Engineer/Public Works Director
City of Deer Park
710 East San Augustine
Deer Park, Texas 77536

Re: Ditch B112-02 Improvements

Dear Mr. Pedersen,


Thank you for the opportunity to resubmit this proposal for professional services in regards to the above project. We have revised our previous proposal to reflect only the Right of Way Surveying Portion of the Work..

1. Arborleaf will perform ownership research on the existing right of way, and adjoining, search for existing evidence of ownership (iron rods or pipes), tie adjacent properties, and analyze the results to produce a right of way map from the southern limit of the Centerpoint Energy Right of Way to the HCFCD Regional Detention Pond.

Our fee for this work is \$ 18,645.00

Thank you, again, for this opportunity to resubmit this proposal. You can call me at 713-550-4931 any time.

Sincerely,



Walter E. Smith, PE, RPLS
President

TBPLS #100543-00

TBPE #7705

P:\1_Clients\CIDP - City of Deer Park\16-0596_Improvements to B112-02\1-0
Correspondence\1-2 Client\Revised Proposal 11 29 2016.docx



Drainage Outfall Ditch
B112-02-00 in Red



Legislation Details (With Text)

File #: DIS 16-172 **Version:** 1 **Name:**
Type: Discussion **Status:** Agenda Ready
File created: 11/28/2016 **In control:** City Council Workshop
On agenda: 12/6/2016 **Final action:**
Title: Discussion on authorizing the purchase of one (1) 2017 Frazer remount ambulance.
Sponsors:
Indexes:
Code sections:
Attachments: [Deer Park Remount Quote 63B.pdf](#)

Date	Ver.	Action By	Action	Result
12/6/2016	1	City Council Workshop		

Discussion on authorizing the purchase of one (1) 2017 Frazer remount ambulance.

Summary:

The 2016-17 adopted budget of the Fire Control, Prevention, and Emergency Medical Services District includes funding for the purchase of one ambulance remount (refurbishment of the existing "box" and mounting on a new chassis).

The ambulance being remounted is a 2008 Frazer ambulance and the chassis has required extensive maintenance. The unit continues to pose maintenance issues. Due to the excessive maintenance costs, it is prudent to replace the chassis.

Quote (attached) for \$138,050 for the refurbishing/remounting will utilize the HGAC Cooperative Purchasing Program and includes a \$4,000.00 credit for trade-in of the existing chassis.

This quote does exceed the budgeted funds for this project. A budget amendment will be introduced at the next meeting of the FCPEMSD Board, and then subsequently presented to City Council.

Fiscal/Budgetary Impact:

Budgeted funds are available and a budget amendment will be proposed to offset the budget exceedance.

Discussion only during Council Workshop.



November 18, 2016

Robert Wolfe
Deer Park Fire Department
E-mail: rwolfe@deerparktx.org

Quote # 63B

Mr. Wolfe,

Per your request we are quoting remounting and refurbishing your Frazer Type I 12' Generator Powered Module (X-471/E-913) onto a 2017 Ford F-350 6.7L diesel chassis with steel wheels. For your convenience all pricing has been itemized below.

Frazer Type I 12' Generator Powered Module (X-471/E-913)		
2017 Ford F-350 6.7L diesel chassis with steel wheels	\$	43,500.00
Liquid Spring suspension	\$	10,000.00
Heat shielding for diesel chassis	\$	1,500.00
Remount of Module (see Incl. Items below)	\$	18,000.00
Chassis Exterior Upgrades	\$	1,750.00
Chassis Interior Upgrades	\$	5,700.00
Module Exterior Upgrades	\$	40,825.00
Module Interior Upgrades	\$	20,175.00
HGAC fee per HGAC Contract #AM10-14	\$	600.00
	Subtotal \$	142,050.00
Trade-in of chassis (1GBJC34K88E132709)	\$	-4,000.00
	Total \$	<u>138,050.00</u>

Items included in above total:

Chassis Exterior Upgrades:

- | | | |
|--|----|-------|
| 1 . Items included in remount fee: | \$ | incl. |
| a) Ranch Hand powder coated grille guard | | |
| b) (2) Whelen M4 grille lights w/ clear lenses | | |
| Layout: clear, red | | |
| c) (2) Whelen M4 intersects w/ clear lenses | | |
| Layout: clear, red | | |
| d) (2) Federal Signal AS124 speakers | | |
| e) Frazer aluminum rear window pass through plate with aluminum plate over rear windows due to 2017 Ford | | |
| f) (2) New 125A & 150A Mega fuses with new wiring | | |
| g) Stripe new chassis to match module | | |
| h) New mounting rubber | | |
| i) New tie downs & spacers | | |

j) Inner fender on passenger's side for Ford		
k) VHB Tape		
l) Furnish & install Backup alarm		
m) Mudflaps		
n) Make old chassis road ready -THIS WILL BE A TRADE IN		
o) This unit needs to be weighed and a weight slip provided to the customer		
p) Fuel with diesel to verify fuel flow		
q) Install license plates from customer provided chassis		
r) Wash Unit		
s) Route chassis exhaust to standard location under passenger side end cap		
t) This unit will get a state inspection		
2 . Furnish & install oval chrome nerf bars	\$	500.00
3 . Furnish and install stainless steel wheel covers	\$	incl
4 . Furnish and install dual Buell 10" & 12" air horn, w/ TRUCKAIRHORN switch at console.	\$	1,250.00
a) Install new air tank		
b) Replace fittings on existing compressor		
c) Replace solenoids		
d) Replace air lines and any defective hardware		
e) Reconnect to existing air compressor in electrical compartment		
f) Air horns location TBD due to chassis year change to 2017 body style		
5 . Do not remove Whelen speaker, leave on existing push bar of old chassis.	\$	N/C
Total	\$	1,750.00

Chassis Interior Upgrades

6 . Furnish & install pinned powder coated aluminum four position console	\$	incl.
a) Slot 1 – Single blank plate	\$	incl.
b) Slot 2/3 – Furnish & install new double slot switch panel		
c) Switch Layout: <i>Primary, Secondary, Blank, Siren 1, Siren 2, Blank, Truck/Air Horn, Interior Light, Rear Load, side Scene. Side Scene, Start Stop</i>		
d) Slot 4 – Remove and reinstall Motorola 05 remote head with speaker on floor in front of console with mic driver side slot 1	\$	525.00
Wired to fail safe		
Verify radios work correctly, customer had issues with connectors		
7 . Remove and reinstall (1) handheld radio charger onto front of console toward driver side	\$	100.00
wired battery hot		
8 . Furnish and install 12VDC outlet on passenger side of console towards the front (match E-2795)		150.00
9 . Furnish & install arm rests on console	\$	200.00
10 . Remove (2) Whelen SA1 sirens from console	\$	225.00
a) Reinstall in electrical compartment		
b) Zip tie mics to siren in electrical compartment		
c) Ship loose new Whelen SA1 siren		
d) Connect sirens in electrical compartment to two switches at console		
e) Tap-2 on primary siren		
11 . Furnish and install (2) large map holders at rear of console	\$	350.00

12 .	Furnish and install 3 high glove box holder on rear wall of chassis	\$	150.00
13 .	120 VAC outlet in chassis (location TBD)	\$	400.00
14 .	Furnish and install Digital Ally DVM 250Plus forward facing camera system with WiFi package and back up camera	\$	3,600.00
	a) <i>let engineering know when unit is install to program and verify the system is working</i>		
	b) Program to continuous loop of recording		
	c) Program triggered events for: reverse, 70mph and higher		
	d) Program triggered event for it to start recording when the emergency lights were one. (Primary or Secondary)		
		Total	\$ 5,700.00

Module Exterior Upgrades

15 .	Items included in remount fee:	\$	incl.
	a) Install new ignition & fail safe solenoids on electrical shelf		
	b) Full electrical check		
	c) New passthrough rubber boot		
	d) Replace all door compartment bumpers		
	e) Replace weather stripping		
	f) Install new foam weatherstripping on rear backboard compartment door (discard old)		
	g) New ribbed rubber in applicable compartments including O2 compartment		
	h) Zero clearance behind side main entry step well		
	i) Zero clearance inside lower front I/O compartment		
	j) Verify front and rear wall skins have 10ga Black ground wire terminated to roof frame		
	k) Frazer key fob		
	l) Furnish & install new fuel guards (discard old)		
	m Replace marker lights (discard old)		
)		
	n) Furnish & install (2) 4" round red LED lower B/T/T's and (2) 4" round lower clear back up lights (discard existing)		
	o) Furnish & install wheel well guard		
16 .	Replace all halogen compartment lights (O2, long lower storage, rear storage) with new LED compartment lighting		
	a) Run wiring on electrical and front I/O for compartment lights		
	b) Install rear storage compartment light on forward wall.		
17 .	Strip, prime, and repaint 12' module Frazer white	\$	14,500.00

Note – Items sub-listed are included with paint unless stated other wise

- a) Furnish & install painted corner caps on module
- b) Furnish & install painted module trims-discard existing trim
- c) Replace compartment and entry door latches w/ Eberhard style latches
- d) Repair oxidization on inserts.
- e) Make sure rear entry doors operate properly from the inside, previous new unit had issues
- f) J236 keys and 102 keys
- g) Replace entry door windows with double pane windows
- h) Rear entry corner guards
- i) Install new drip rails without rivets over the following:

1. Side entry doors
 2. Rear entry doors
 3. Rear backboard compartment door
 4. Long lower storage
 - j) Install new side entry door grab rail (discard old)
 - k) Install new rear entry door grab rails (discard old)
 - l) Furnish & install gas shock on long lower storage compartment door (discard existing)
 - m) Furnish & install gas shock on rear backboard compartment door (discard old)
 - n) Replace side entry door hold open spring with new, discard existing
 - o) Furnish and install O2 compartment vent (discard old)
 - p) Install new O2 compartment insert threshold (discard old)
 - q) **Ship loose all emergency lights**
- 18 . Furnish & install new doors on the following (discard old): \$ incl.
- a) O2 compartment
 - b) Radio compartment
 - c) Long lower storage compartment
 - d) Rear storage compartment
 - e) Rear passenger's side entry door
 - f) Rear driver's side entry door
 - g) Side entry door
 - h) Generator compartment
 - i) Front I/O compartment
 - j) Electrical compartment
 - k) Rear backboard compartment
 - l) A/C compartment
- 19 . Furnish & install new panels on the following new doors: \$ incl.
- a) O2 compartment
 - b) Radio compartment
 - c) Long lower storage compartment
 - d) Rear storage compartment
 - e) Rear passenger's side entry door
 - f) Rear driver's side entry door
 - g) Side entry door
 - h) Front I/O compartment
 - i) Electrical compartment
- 20 . Furnish & install new hinges on the following doors (discard old): \$ incl.
- a) O2 compartment
 - b) Radio compartment
 - c) Long lower storage compartment
 - d) Rear storage compartment
 - e) Rear passenger's side entry door
 - f) Rear driver's side entry door
 - g) Side entry door
 - h) Generator compartment
 - i) Front I/O compartment

j) Electrical compartment		
k) Rear backboard compartment		
21 . Striping & lettering to match current fleet (Match E-2795)	\$	2,600.00
22 . Furnish & install 3M diamond grade fluorescent lime yellow conspicuity with red overlay in a chevron pattern on entire rear wall (Match E-2795)	\$	1,500.00
23 . Furnish and install the following decals:		
a) Install CO stickers in three (3) locations		
b) Install one (1) NO SMOKING sticker on dash and ship one (1) loose		
24 . Clear lenses on all emergency lights		
25 . Furnish & install (8) Whelen M6 series red corner box lights w/ converter flanges	\$	1,800.00
Ship loose old		
26 . Furnish & install (5) Whelen M6 series on front wall w/ converter flanges	\$	1,000.00
Front Layout: Clear, Red, Clear, Red, Clear		
Ship loose old		
27 . Furnish & install (3) Whelen M6 series on rear wall w/ converter flanges	\$	600.00
Rear layout: Red, Red, Red		
Ship loose		
28 . Furnish & install (2) Whelen M6 Gradient load light w/ converter flanges on rear of module	\$	650.00
Note - Wired to come ON w/reverse and with (2) 3-way switches; one at the console, one at the squad bench		
29 . Furnish & install (2) Whelen M6 red B/T/T w/ converter flanges on rear wall	\$	300.00
30 . Furnish & install (2) FRC 900 series Spectra LED side scene lights in standard location, wired to 2 switches (convert wiring in electrical compartment to 12V; add plating to existing location on passenger's side)	\$	2,000.00
Ship loose old		
31 . Furnish and install (2) Whelen M6 red/clear (red to front) wheel well LEDs with converter flanges	\$	500.00
Ship loose		
32 . Furnish & install new rear entry door grabbers (discard existing)	\$	75.00
33 . Furnish and install cast LED license plate light	\$	75.00
34 . Replace entire rear bumper with center strip and end caps	\$	750.00
35 . Furnish & install new treadbrite at front, wheel wells, and rear corners with new (discard existing)	\$	900.00
a) Driver's & Passenger's side front corner panels		
b) Passenger's side wheel well panel		
c) Driver's side wheel well panel square filler guard		
d) Driver side rear panel with (2) 4" round light cut outs		
e) Passenger side rear panel with (2) 4" round light cut outs		
36 . Terminate existing shore power ignition kill switch wiring to new chassis	\$	225.00
37 . Furnish & install new Meltric single 30A twist lock shore power receptacle on front driver's side wall w/ pigtail shipped loose	\$	750.00
Ship loose existing shore power		
38 . Furnish & install new Onan 5.5kW generator with non permeable hoses, emissions canister kit and add new 10 gallon TransferFlow fuel tank and fuel pump, modify compartment to new standard	\$	7,500.00
a) NON Locking gas cap on genset fuel fill, (ensure green cap for diesel)		
39 . Furnish & install genset shutdown circuit w/ acknowledge switch at rear door switch panel	\$	incl.

40 . Remove Tomar strobe on front wall and emitter base in electrical compartment and ship loose	\$	100.00
41 . Furnish and install 3M-GTT Opticom on the front wall	\$	2,000.00
<i>Come ON with PRIMARY, turn OFF when chassis is in PARK</i>		
Add plate on front wall if necessary		
42 . Renovate existing rear storage to be 3" taller rear outside only storage compartment.		1,250.00
a) Furnish and install vertical divider 11" from the rear wall and a shelf from the front wall to the vertical divider.		
b) Replace insert and install new taller door.		
c) Match E-2795		
d) Install compartment light on forward wall		
43 . Furnish and install vertical divider in O2 compartment flush with O2 access opening with shelf from vertical divider to front wall.	\$	250.00
a) Remove and reinstall O2 rollers		
b) Remove ribbed rubber and sub floor of O2.		
44 . Furnish & install new Lambda power supply (ship loose old)	\$	1,500.00
Total	\$	40,825.00

Module Interior Upgrades:

45 . Items included in remount fee:	\$	incl.
a) Replace all non-skid material on threshold(s) with 3M non-skid material (discard existing)		
b) Complete detail of module interior		
1. Clean & wipe down lasco walls		
2. Clean & wipe down floor of module		
3. Clean & wipe down exterior & interior of cabinets		
4. Clean & wipe down compartments and shelves		
c) Air filter		
46 . Clean all lexan	\$	N/C
47 . Power Load already installed-Ensure it is working	\$	N/C
48 . Furnish and install 3 high glove box/end rail combo at head of squad bench	\$	350.00
<i>add plate at the end of squad bench to accommodate combo</i>		
Ship loose bracket at end of squad bench		
49 . Reconnect existing speakers in headknocker to chassis	\$	100.00
a) Remove volume control knob and reconnect speakers on the switch at action wall		
b) Install blank plate at action wall to cover volume control knob hole		
50 . Furnish and install sharps container on rear wall centered above squad bench	\$	100.00
51 . Furnish and install single O2 outlet with dial flow meter in ceiling raceway 62" from rear entry	\$	850.00
a) Remove and reinstall action wall cabinet		
b) Remove and reinstall ceiling raceway		
52 . Remove KnoxMedVault from front I/O	\$	550.00
a) Add riser in front corner area		
b) Wire to fail safe		
c) Reinstall in front corner area		
53 . Furnish & install new blue captain's chair with built in child safety seat	\$	1,325.00
54 . Furnish and install blank plate over hole in action wall	\$	N/C
55 . Furnish and install small acrylic holder at the end of the action wall cabinet	\$	250.00
56 . New cobalt Wise trim throughout module (discard arm knockers)	\$	350.00

57 .	Furnish and install 5 place switch panel at location 1 .	\$	incl.
Switch layout: Interior Lights, Front Light, Suction, Electric O2, Speakers			
58 .	Furnish & install (8) fluorescent interior light fixtures with (8) Grote LED fixtures and retrofit plates (discard old)	\$	3,000.00
Note - Standard interior light switching:			
a) Driver's side front single LED on a 3 way switch to the HIGH setting			
b) ON/OFF interior light switch at the console that controls the front driver's side interior LED only			
c) ON/OFF interior light switch at the action wall that controls the front driver's interior LED only			
d) HIGH/OFF/LOW interior light switch at the action wall that controls all but one of the interior LED's			
59 .	Furnish & install action wall w/ SSCOR suction & hinged panel (discard existing)	\$	950.00
60 .	Furnish and install electric O2 panel with monitor	\$	1,700.00
61 .	Replace floor with Alucabond subfloor and Lonseal vinyl floor - Sapphire; includes replacing thresholds & floor hardware (discard existing)	\$	3,100.00
62 .	Furnish & install lexan & tracks on existing cabinets - includes squad bench, action wall, and front wall	\$	750.00
63 .	Engel 15 qt. refrigerator on laydown O2	\$	900.00
64 .	Replace (3) IV hangers in the ceiling	\$	250.00
65 .	Furnish & install 4-place switch panel at the rear entry doors	\$	N/C
Switches at rear doors will be Acknowledge and Dump/Bypass			
66 .	Furnish & install Dometic self-contained A/C uni with UV plenum; including interior & exterior modifications	\$	5,500.00
67 .	Remove load light switch at squad bench and plate over	\$	150.00
Total		\$	20,175.00


Terms and Conditions

- 1 . This quote is valid for 90 days.
- 2 . All pricing is F.O.B. Houston.
- 3 . Please note, payment for the entire purchase is due upon receipt and acceptance of completed unit.
- 4 . Please make your purchase order out to Sterling McCall Ford (6445 Southwest Freeway, Houston, TX 77074). Please email a copy of your purchase order and this quote to Pablo Cantu with Sterling McCall Ford at pcantu@group1auto.com and to Adam Fischer at sales@frazerbilt.com.
- 5 . To minimize delays, customer provided items should be present prior to unit production start.
- 6 . Please remove your Onan generator prior to remount delivery at Frazer.
- 7 . Please remove your A/C prior to remount delivery at Frazer.
- 8 . Please remove your antler & bar prior to remount delivery at Frazer.
- 9 . Fair condition of module is assumed when quoting paint. Large or excessive dents, deep or excessive scratches and unforeseen body work will require a revision to the quoted paint price.
- 10 . *Striping and lettering pricing may be adjusted based on the company's scheme. Striping and lettering pricing includes two hours' design time in the base price. Additional design time for more extensive graphics and/or multiple changes is quoted at \$100/hour.

Thank you for the opportunity to quote this job. If you have any questions please call me at 888-372-9371.

Best Regards,



A handwritten signature in black ink, appearing to read 'Erika Fullick', written in a cursive style.

Erika Fullick
Inside Sales Representative
Frazer, Ltd.



Legislation Details (With Text)

File #: DIS 16-173 **Version:** 2 **Name:**
Type: Discussion **Status:** Agenda Ready
File created: 11/30/2016 **In control:** City Council Workshop
On agenda: 12/6/2016 **Final action:**
Title: Discussion of issues relating to Wynfield Estates Homeowners Association's request to install new signage in Wynfield Estates Subdivision.
Sponsors: City Manager's Office
Indexes:
Code sections:

Attachments: [Bravo Heavy Duty Sign Post - Mel Northey](#)
[Bravo Heavy Duty Sign Post 2 - Mel Northey](#)
[Bravo Heavy Duty Sign Post 3 - Mel Northey](#)
[Bravo Heavy Duty Sign Post 4- Mel Northey](#)
[FaxQuoteCustomer](#)

Date	Ver.	Action By	Action	Result
12/6/2016	2	City Council Workshop		

Discussion of issues relating to Wynfield Estates Homeowners Association's request to install new signage in Wynfield Estates Subdivision.

Summary:

Ms. Christina Ridings, Board President of the Wynfield Estates Homeowners Association (HOA) recently approached staff with a request to upgrade street signage within their subdivision. The HOA is willing to fund the improved signage and posts, which were quoted at \$6,732.00. Attached are several items displaying the proposed signage and posts. City Attorney Fox reviewed this request and recommends the HOA receive City Council's approval prior to moving forward with the project. City staff supports this request, provided the HOA accepts all responsibility for the future maintenance, upkeep, and replacement of the signage and posts. Ms. Ridings will be present during Council Workshop on Tuesday evening to discuss this matter with Council.

Fiscal/Budgetary Impact:

N/A

Discussion only in Workshop.

ONLINE CATALOG

Online Catalog

Lamps & Posts

(<http://www.melnorthey.com/prod-Mail Boxes>

<cat/lamps-posts/>)

(<http://www.melnorthey.com/prod-Signs & Posts>

<cat/mail-boxes/>)

(<http://www.melnorthey.com/prod-Street and Stop Signs>

<cat/signs-post/>)

Essex

(<http://www.melnorthey.com/prod-Excel>

<cat/essex/>)

(<http://www.melnorthey.com/prod-Belle Chase>

<cat/excel/>)

(<http://www.melnorthey.com/prod-Bravo>

<cat/belle-chase-signs-post/>)

(<http://www.melnorthey.com/prod-Manor>

<cat/bravo-signs-post/>)

(<http://www.melnorthey.com/prod-cat/manor/>)

<cat/sconces/>)

Sconces

(<http://www.melnorthey.com/prod-cat/sconces/>)

<cat/sconces/>)

Product Specifications

[Click Here for a Printable Version](#)



Bravo Heavy Duty Sign Post

Brand: Bravo (<http://www.melnorthey.com/prod-cat/bravo-signs-post/>)

Stock Number: 96HBF Street

Base 12"

Diameter:

Height: 11' above ground

Pole Finish: Black - Durable powder coat finish

Mount Style: Ground Burial

Dimensions: Base: 12" x 18" Tubular : 12' x 4" Dia.

(<http://www.melnorthey.com/wp-content/uploads/2014/02/96hbf.jpg>)

Installation Instructions

DIG A HOLE APPROXIMATELY 2 FOOT DEEP BY 5"-6" IN DIAMETER. TAKE THE PIECE OF TUBULAR AND PLACE IN MIDDLE OF HOLE AND SURROUND WITH READY MIX CEMENT, LET IT SET. AFTER CEMENT SETS, 1 PIECE

BASE IS READY TO BE PLACE OVER THE
PIECE OF TUBULAR. ATTACH BRACKETS &
SIGNS

Additional Information

Sign Backers available at an extra charge.
Matching light post and mailbox posts available

Extended Product Description

Base: 1 pc cast aluminum Stop Sign: 30"
engineered grade reflective sheeting. Stop Sign
Brackets, 2 per sign, rust proof post clamps. Cast
aluminum ball top. 6" x 24" Green flat aluminum,
engineer grade reflective sheeting both sides.
Street names processed at an extra charge. Cast
aluminum side mount Framed street sign brackets
for 24" or 30" flat street blades only, powder coated
finish.

Next Product »

**[Bravo Heavy Duty Sign Post
96HB Combo \(http://www.melnorthey.com/products/bravo-heavy-duty-sign-
post-3/\)](http://www.melnorthey.com/products/bravo-heavy-duty-sign-post-3/)**

Mel Northey

📍 Mel Northey Co. Inc. 303 Gulf Bank Road Houston.

✉ chrisnor@melnorthey.com

☎ 77037-2499 , 281-445-3485, 1-800-828-0302

📠 281-445-7456



About us

[Lamps & Posts \(http://www.melnorthey.com/lamps-posts/\)](http://www.melnorthey.com/lamps-posts/)

[Signs \(http://www.melnorthey.com/signs/\)](http://www.melnorthey.com/signs/)

[Request Catalog \(http://www.melnorthey.com/request-catalog/\)](http://www.melnorthey.com/request-catalog/)

[Dark Sky Info \(http://www.melnorthey.com/dark-sky-info/\)](http://www.melnorthey.com/dark-sky-info/)

[Resources \(http://www.melnorthey.com/resources/\)](http://www.melnorthey.com/resources/)

[Replacement Globes \(http://www.melnorthey.com/replacement-globes/\)](http://www.melnorthey.com/replacement-globes/)

[TEMPLATES \(http://www.melnorthey.com/templates/\)](http://www.melnorthey.com/templates/)

Product Categories

[Lamps & Posts \(http://www.melnorthey.com/prod-cat/lamps-posts/\)](http://www.melnorthey.com/prod-cat/lamps-posts/)

[Mail Boxes \(http://www.melnorthey.com/prod-cat/mail-boxes/\)](http://www.melnorthey.com/prod-cat/mail-boxes/)

[Sconces \(http://www.melnorthey.com/prod-cat/sconces/\)](http://www.melnorthey.com/prod-cat/sconces/)

[Signs & Posts \(http://www.melnorthey.com/prod-cat/signs-post/\)](http://www.melnorthey.com/prod-cat/signs-post/)

ONLINE CATALOG

Online Catalog

[Lamps & Posts](#)

<http://www.melnorthey.com/prod-Mail-Boxes>

<cat/lamps-posts/>

<http://www.melnorthey.com/prod-Signs & Posts>

<cat/mail-boxes/>

<http://www.melnorthey.com/prod-Street and Stop Signs>

<cat/signs-post/>

Essex

<http://www.melnorthey.com/prod-Excel>

<cat/essex/>

<http://www.melnorthey.com/prod-Belle Chase>

<cat/excel/>

<http://www.melnorthey.com/prod-Bravo>

<cat/belle-chase-signs-post/>

<http://www.melnorthey.com/prod-Manor>

<cat/bravo-signs-post/>

[cat/manor/](http://www.melnorthey.com/prod-cat/manor/)

<cat/sconces/>

<http://www.melnorthey.com/prod-cat/sconces/>

<cat/sconces/>



<http://www.melnorthey.com/content/uploads/2014/02/96hb.jpg>

Material: .125 wall thickness, fluted extruded aluminum

Bravo Heavy Duty Sign Post

Brand: Bravo (<http://www.melnorthey.com/prod-cat/bravo-signs-post/>)

Stock Number: 96HB Combo

Base 12"

Diameter:

Height: 11' above ground

Pole Finish: Black - Durable powder coat finish

Mount Style: Ground Burial

Dimensions: Base: 12" x 18" Tubular : 12' x 4" Dia.

Installation Instructions

DIG A HOLE APPROXIMATELY 2 FOOT DEEP BY 5"-6" IN DIAMETER. TAKE THE PIECE OF TUBULAR AND PLACE IN MIDDLE OF HOLE AND SURROUND WITH READY MIX CEMENT, LET IT SET. AFTER CEMENT SETS, 1 PIECE

BASE IS READY TO BE PLACE OVER THE
PIECE OF TUBULAR. ATTACH BRACKETS &
SIGNS

Additional Information

Sign Backers available at an extra charge.
Matching light post and mailbox posts available

Extended Product Description

Base: 1 pc cast aluminum Stop Sign: 30"
engineered grade reflective sheeting. Stop Sign
Brackets, 2 per sign, rust proof post clamps. Cast
aluminum ball top. 6" x 24" Green extruded
aluminum, engineer grade reflective sheeting both
sides. Street names processed at an extra charge.
Cast aluminum side mount street sign brackets,
powder coated finish.

« Previous Product

Bravo Heavy Duty Sign Post

96HBF Street (<http://www.melnorthey.com/products/bravo-heavy-duty-sign-post-4/>)

Next Product »

Bravo Heavy Duty Sign Post

96B Street Sign (<http://www.melnorthey.com/products/bravo-heavy-duty-sign-post-2/>)

Mel Northey

📍 Mel Northey Co. Inc. 303 Gulf Bank Road Houston.

✉ chrisnor@melnorthey.com

☎ 77037-2499 , 281-445-3485, 1-800-828-0302

📠 281-445-7456



About us

[Lamps & Posts \(<http://www.melnorthey.com/lamps-posts/>\)](http://www.melnorthey.com/lamps-posts/)

[Signs \(<http://www.melnorthey.com/signs/>\)](http://www.melnorthey.com/signs/)

[Request Catalog \(<http://www.melnorthey.com/request-catalog/>\)](http://www.melnorthey.com/request-catalog/)

[Dark Sky Info \(<http://www.melnorthey.com/dark-sky-info/>\)](http://www.melnorthey.com/dark-sky-info/)

[Resources \(<http://www.melnorthey.com/resources/>\)](http://www.melnorthey.com/resources/)

[Replacement Globes \(<http://www.melnorthey.com/replacement-globes/>\)](http://www.melnorthey.com/replacement-globes/)

[TEMPLATES \(<http://www.melnorthey.com/templates/>\)](http://www.melnorthey.com/templates/)

Product Categories

[Lamps & Posts \(<http://www.melnorthey.com/prod-cat/lamps-posts/>\)](http://www.melnorthey.com/prod-cat/lamps-posts/)

[Mail Boxes \(<http://www.melnorthey.com/prod-cat/mail-boxes/>\)](http://www.melnorthey.com/prod-cat/mail-boxes/)

ONLINE CATALOG

Online Catalog

Lamps & Posts

<http://www.melnorthey.com/prod-Mail-Boxes>

<cat/lamps-posts/>

<http://www.melnorthey.com/prod-Signs & Posts>

<cat/mail-boxes/>

<http://www.melnorthey.com/prod-Street and Stop Signs>

<cat/signs-post/>

Essex

<http://www.melnorthey.com/prod-Excel>

<cat/essex/>

<http://www.melnorthey.com/prod-Belle Chase>

<cat/excel/>

<http://www.melnorthey.com/prod-Bravo>

<cat/belle-chase-signs-post/>

<http://www.melnorthey.com/prod-Manor>

<cat/bravo-signs-post/>

[cat/manor/](http://www.melnorthey.com/prod-cat/manor/)

<cat/sconces/>

<http://www.melnorthey.com/prod-cat/sconces/>

Product Specifications

[Click Here for a Printable Version](#)

<http://www.melnorthey.com/wp-content/uploads/images/media/default.png>
Bravo Heavy Duty Sign Post

Brand: Bravo (<http://www.melnorthey.com/prod-cat/bravo-signs-post/>)

Stock Number: 96B Street Sign

Base 12"

Diameter:

Height: 11' above ground

Pole Finish: Powder Coat

Colors: Black - Durable powder coat finish

Mount Style: Ground Burial

Dimensions: Base: 18" h x 12" dia Tubular : 12' x 4" Dia.

Post Material: 125 wall thickness, fluted extruded aluminum

Installation Instructions

DIG A HOLE APPROXIMATELY 2 FOOT DEEP BY 5"-6" IN DIAMETER. TAKE THE PIECE OF TUBULAR AND PLACE IN MIDDLE OF HOLE AND SURROUND WITH READY MIX CEMENT, LET IT SET. AFTER CEMENT SETS, 1 PIECE

BASE IS READY TO BE PLACE OVER THE
PIECE OF TUBULAR. ATTACH BRACKETS &
SIGNS

Additional Information

Base: 1 pc cast aluminum 6" x 24" Green extruded
aluminum, engineer grade reflective sheeting both
sides. Street names processed at an extra charge.
Die cast brackets, cap and crossbar, powder
coated finish.

« Previous Product

Bravo Heavy Duty Sign Post

96HB Combo (<http://www.melnorthey.com/products/bravo-heavy-duty-sign-post-3/>)

Next Product »

Bravo Heavy Duty Sign Post

96B Stop Sign (<http://www.melnorthey.com/products/bravo-heavy-duty-sign-post/>)

Mel Northey

📍 Mel Northey Co. Inc. 303 Gulf Bank Road Houston.

✉ chrisnor@melnorthey.com

☎ 77037-2499 , 281-445-3485, 1-800-828-0302

📠 281-445-7456



About us

[Lamps & Posts \(<http://www.melnorthey.com/lamps-posts/>\)](http://www.melnorthey.com/lamps-posts/)

[Signs \(<http://www.melnorthey.com/signs/>\)](http://www.melnorthey.com/signs/)

[Request Catalog \(<http://www.melnorthey.com/request-catalog/>\)](http://www.melnorthey.com/request-catalog/)

[Dark Sky Info \(<http://www.melnorthey.com/dark-sky-info/>\)](http://www.melnorthey.com/dark-sky-info/)

[Resources \(<http://www.melnorthey.com/resources/>\)](http://www.melnorthey.com/resources/)

[Replacement Globes \(<http://www.melnorthey.com/replacement-globes/>\)](http://www.melnorthey.com/replacement-globes/)

[TEMPLATES \(<http://www.melnorthey.com/templates/>\)](http://www.melnorthey.com/templates/)

Product Categories

[Lamps & Posts \(<http://www.melnorthey.com/prod-cat/lamps-posts/>\)](http://www.melnorthey.com/prod-cat/lamps-posts/)

[Mail Boxes \(<http://www.melnorthey.com/prod-cat/mail-boxes/>\)](http://www.melnorthey.com/prod-cat/mail-boxes/)

[Sconces \(<http://www.melnorthey.com/prod-cat/sconces/>\)](http://www.melnorthey.com/prod-cat/sconces/)

[Signs & Posts \(<http://www.melnorthey.com/prod-cat/signs-post/>\)](http://www.melnorthey.com/prod-cat/signs-post/)

Get in a Touch

Enter Your Name

ONLINE CATALOG

Online Catalog

Lamps & Posts

(<http://www.melnorthey.com/prod-Mail Boxes>

<cat/lamps-posts/>)

(<http://www.melnorthey.com/prod-Signs & Posts>

<cat/mail-boxes/>)

(<http://www.melnorthey.com/prod-Street and Stop Signs>

<cat/signs-post/>)

Essex

(<http://www.melnorthey.com/prod-Excel>

<cat/essex/>)

(<http://www.melnorthey.com/prod-Belle Chase>

<cat/excel/>)

(<http://www.melnorthey.com/prod-Bravo>

<cat/belle-chase-signs-post/>)

(<http://www.melnorthey.com/prod-Manor>

<cat/bravo-signs-post/>)

(<http://www.melnorthey.com/prod-cat/manor/>)

<cat/sconces/>)

Sconces

(<http://www.melnorthey.com/prod-cat/sconces/>)

<cat/sconces/>)

Product Specifications

[Click Here for a Printable Version](#)



Bravo Heavy Duty Sign Post

Brand: Bravo (<http://www.melnorthey.com/prod-cat/bravo-signs-post/>)

Stock Number: 96B Stop Sign

Base 12"

Diameter:

Height: 11' above ground

Pole Finish: Black - Durable powder coat finish

Mount Style: Ground Burial

Dimensions: Base: 18" tall x 12" diameter

Post Material: 125 wall thickness, fluted extruded aluminum

Installation Instructions

DIG A HOLE APPROXIMATELY 2 FOOT DEEP BY 5 5/8" IN DIAMETER. TAKE THE PIECE OF SIGN AND PLACE IN MIDDLE OF HOLE AND SURROUND WITH READY MIX CEMENT, LET IT SET. AFTER CEMENT SETS, 1 PIECE

BASE IS READY TO BE PLACE OVER THE
PIECE OF TUBULAR. ATTACH BRACKETS &
SIGNS

Additional Information

Sign Backers available at an extra charge.
Matching light post and mailbox posts available.

Extended Product Description

Base: 1 pc cast aluminum Stop Sign: 30"
engineered grade reflective sheeting. Stop Sign
Brackets, 2 per sign, rust proof post clamps. Cast
aluminum ball top.

« Pervious Product

Bravo Heavy Duty Sign Post

96B Street Sign (<http://www.melnorthey.com/products/bravo-heavy-duty-sign-post-2/>)

Mel Northey

📍 Mel Northey Co. Inc. 303 Gulf Bank Road Houston.

✉ chrisnor@melnorthey.com

☎ 77037-2499 , 281-445-3485, 1-800-828-0302

📠 281-445-7456



About us

[Lamps & Posts \(<http://www.melnorthey.com/lamps-posts/>\)](http://www.melnorthey.com/lamps-posts/)

[Signs \(<http://www.melnorthey.com/signs/>\)](http://www.melnorthey.com/signs/)

[Request Catalog \(<http://www.melnorthey.com/request-catalog/>\)](http://www.melnorthey.com/request-catalog/)

[Dark Sky Info \(<http://www.melnorthey.com/dark-sky-info/>\)](http://www.melnorthey.com/dark-sky-info/)

[Resources \(<http://www.melnorthey.com/resources/>\)](http://www.melnorthey.com/resources/)

[Replacement Globes \(<http://www.melnorthey.com/replacement-globes/>\)](http://www.melnorthey.com/replacement-globes/)

[TEMPLATES \(<http://www.melnorthey.com/templates/>\)](http://www.melnorthey.com/templates/)

Product Categories

[Lamps & Posts \(<http://www.melnorthey.com/prod-cat/lamps-posts/>\)](http://www.melnorthey.com/prod-cat/lamps-posts/)

[Mail Boxes \(<http://www.melnorthey.com/prod-cat/mail-boxes/>\)](http://www.melnorthey.com/prod-cat/mail-boxes/)

[Sconces \(<http://www.melnorthey.com/prod-cat/sconces/>\)](http://www.melnorthey.com/prod-cat/sconces/)

[Signs & Posts \(<http://www.melnorthey.com/prod-cat/signs-post/>\)](http://www.melnorthey.com/prod-cat/signs-post/)

Get in a Touch

Enter Your Name



Mel Northey Co. Inc.

**303 Gulf Bank
Houston, TX 77037
1-800-828-0302
Fax 281-445-7456**

To CHRISTINA
From Chris Northey
Fax
Date August 24, 2016

Page 1 of 2
Quote # 87967

We Appreciate The Opportunity Of Serving You

Mel Northey, your builder and contractor headquarters for affordable Cast Aluminum Lamp Posts, Mailboxes, Street Signs and Sign Posts.

See us on the web: <http://www.melnorthey.com/>



Mel Northey Co. Inc.

303 Gulf Bank
Houston, TX 77037
1-800-828-0302
Fax 281-445-7456

Name CHRISTINA
Phone 832-877-6240
Fax:

Quote # 87967

Quote Date

August 24, 2016

Quote
Valid for 90 Days

Sold by Chris Northey

Terms 50% DEPOSIT/50% DU

Promise Date

Ship Via ABF

S
O
L
D
T
O

WYNFIELD ESTATES HOA
1609 WYNFIELD
DEERPARK, TX 77356

S
H
I
P
T
O

SAME

Email CCRIDINGS@GMAIL.COM

PLEASE ALLOW 4 WEEKS FOR DELIVERY

QTY	Description	Size	Color	Unit Price	Total Price
6	96HBC - Bravo Combo Street / Stop	11'	Black	\$499.00	\$2,994.00
4	96BST - Bravo Stop	11'	Black	\$349.00	\$1,396.00
2	96HB - Bravo Street	11'	Black	\$469.00	\$938.00
6	BACKER 26" - 26" BACKER FOR 24" STOP 26"		-	\$69.00	\$414.00
1	PROOF -		-	\$30.00	\$30.00
8	PROCESSING FEE (SET) -		-	\$79.00	\$632.00
8	4444 - Misc Sign		-	\$10.00	\$80.00
BLACK UPGRADE FOR SIGN					

Total \$6,484.00

Volume discounts and reduced
freight only apply to orders of
\$10,000 or more

Discount Percent 0%

Discount Amount \$0.00

Discounted Total \$6,484.00

Freight Charge \$248.00

Taxable ☐ Tax \$0.00

Quote Total \$6,732.00

Payment Required In Advance To Process Order

50% Deposit Required to Begin Order and 50% on Day Of Shipment
or to be collected by UPS COD unless cc on file or payment received in advance

DAMAGED/LOST MERCHANDISE

All merchandise should be examined for damages at the time of delivery. When a loss or damage occurs, the carrier is held responsible. Therefore, all damage/loss claims should be noted to the carrier and to Mel Northey Co., Inc. within 48 hours of receipt of merchandise. PLEASE FORWARD PICTURES OF DAMAGE TO TPRATER@MELNORTHEY.COM

PLEASE DO NOT REFUSE TO ACCEPT THE SHIPMENT

This will cause you to incur unnecessary shipping expenses in returning damaged merchandise and will not properly document the carrier fault. All damage claims will be filed by Mel Northey Co., Inc. in order to expedite the shipment of new merchandise to you. Failure to notify Carrier and Mel Northey Co., Inc. within 48 hours can result in loss of rights for claim.

Freight carriers Do NOT Unload.

If residential or construction delivery site additional Charges May Apply.

[Specification and installation instructions can be found at: www.melnorthey.com](http://www.melnorthey.com)